


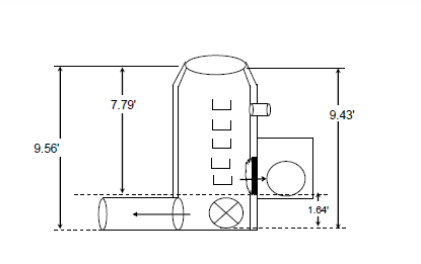

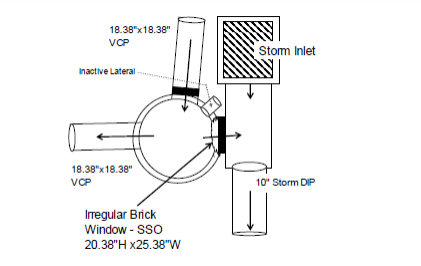
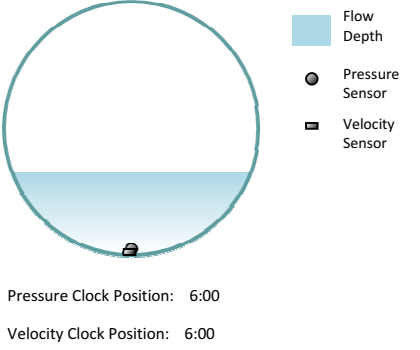
 The Choice for Collection System Solutions		<b>Baltimore</b> Baltimore City 1163		<b>Site Name</b> SSO_154_CHARLES	
<b>Inspected By</b> ADS		<b>Project No.</b> 17-2583-00		<b>Site Code</b> T	
<b>Inspected Date/Time</b> 2/17/2016 8:43:00 AM					
<b>System Information</b>		<b>Area Location Map</b>		<b>Area View Picture</b>	
Target Pipe Dia. (in) 18.4 Municipality Baltimore City District Jones falls Assigned Rain Gauge JF13RG Client Manhole # S33kk_033mh Connecting MH I.D S33KK_007MH System Characteristics: Residential - <input checked="" type="checkbox"/> Commercial - <input checked="" type="checkbox"/> Industrial - <input type="checkbox"/> P/S Influence No WWTP Influence No					
<b>Location Information</b>				<b>Top View Picture</b>	
Site Address N Charles street W Lafayette ave Site Access Roadway, Low Traffic Longitude -76.616561 Latitude 39.309835 MH Type Brick Manhole Depth (ft) 9.43 Manhole Width (ft) 4 Elevated MH No Height Elevated (ft) Structural Integrity Safe		<b>Access Notes</b> On corner of N. Charles Street and W. Lafayette Avenue.			
<b>Site Information</b>		<b>Install Profile Sketch</b>		<b>Installation Photo</b>	
Pipe Height (in) 18.38 Pipe Width (in) 18.38 Pipe Type Vitrified Clay Pipe Shape Circular O2 20.8 LEL % 0 H2S 0 CO 0					
<b>Hydraulic Information</b>		<b>Hydraulic Characteristics</b> SSO pipe adjacent to through pipe has a "window" into a Storm Sewer pipe.		<b>Installation Notes</b> Two cs4 combo sensors installed. One in through channel. One in SSO "Window"	
Flow Depth (in) 6 Instant Velocity (fps) 2.5 Surcharge Evidence (ft) 3 Silt Type None Silt Depth (in) 0 Needs Cleaning No Backwater No Flow Path Slight Bend Drop Inlet No Hydraulic Rating Good		<b>Install Plan Sketch</b>		<b>Install Cross-Section Sketch</b>	
					
<b>Installation Notes</b>		<b>Post Installation Notes</b>		<b>Approvals</b>	
Location in Pipe (ft) 1 Location from Manhole Upstream Sensors Pressure, Velocity, and Ultra Antenna Surface Paved Surface Signal Strength 50		Meter Type ADS Triton Plus Telemetry Type ADS Installation Date 3/7/2016		Recommended by FSP Client Approval No	

## SSO\_154\_CHARLES\_OF from 06/01/2025 to 08/31/2025

Tuesday	Wednesday	Thursday	Friday	Saturday
<p>10:00 AM - 11:00 AM</p> <p>11:00 AM - 12:00 PM</p> <p>12:00 PM - 1:00 PM</p> <p>1:00 PM - 2:00 PM</p> <p>2:00 PM - 3:00 PM</p> <p>3:00 PM - 4:00 PM</p> <p>4:00 PM - 5:00 PM</p> <p>5:00 PM - 6:00 PM</p> <p>6:00 PM - 7:00 PM</p> <p>7:00 PM - 8:00 PM</p> <p>8:00 PM - 9:00 PM</p> <p>9:00 PM - 10:00 PM</p> <p>10:00 PM - 11:00 PM</p> <p>11:00 PM - 12:00 AM</p>	<p>10:00 AM - 11:00 AM</p> <p>11:00 AM - 12:00 PM</p> <p>12:00 PM - 1:00 PM</p> <p>1:00 PM - 2:00 PM</p> <p>2:00 PM - 3:00 PM</p> <p>3:00 PM - 4:00 PM</p> <p>4:00 PM - 5:00 PM</p> <p>5:00 PM - 6:00 PM</p> <p>6:00 PM - 7:00 PM</p> <p>7:00 PM - 8:00 PM</p> <p>8:00 PM - 9:00 PM</p> <p>9:00 PM - 10:00 PM</p> <p>10:00 PM - 11:00 PM</p> <p>11:00 PM - 12:00 AM</p>	<p>10:00 AM - 11:00 AM</p> <p>11:00 AM - 12:00 PM</p> <p>12:00 PM - 1:00 PM</p> <p>1:00 PM - 2:00 PM</p> <p>2:00 PM - 3:00 PM</p> <p>3:00 PM - 4:00 PM</p> <p>4:00 PM - 5:00 PM</p> <p>5:00 PM - 6:00 PM</p> <p>6:00 PM - 7:00 PM</p> <p>7:00 PM - 8:00 PM</p> <p>8:00 PM - 9:00 PM</p> <p>9:00 PM - 10:00 PM</p> <p>10:00 PM - 11:00 PM</p> <p>11:00 PM - 12:00 AM</p>	<p>10:00 AM - 11:00 AM</p> <p>11:00 AM - 12:00 PM</p> <p>12:00 PM - 1:00 PM</p> <p>1:00 PM - 2:00 PM</p> <p>2:00 PM - 3:00 PM</p> <p>3:00 PM - 4:00 PM</p> <p>4:00 PM - 5:00 PM</p> <p>5:00 PM - 6:00 PM</p> <p>6:00 PM - 7:00 PM</p> <p>7:00 PM - 8:00 PM</p> <p>8:00 PM - 9:00 PM</p> <p>9:00 PM - 10:00 PM</p> <p>10:00 PM - 11:00 PM</p> <p>11:00 PM - 12:00 AM</p>	<p>10:00 AM - 11:00 AM</p> <p>11:00 AM - 12:00 PM</p> <p>12:00 PM - 1:00 PM</p> <p>1:00 PM - 2:00 PM</p> <p>2:00 PM - 3:00 PM</p> <p>3:00 PM - 4:00 PM</p> <p>4:00 PM - 5:00 PM</p> <p>5:00 PM - 6:00 PM</p> <p>6:00 PM - 7:00 PM</p> <p>7:00 PM - 8:00 PM</p> <p>8:00 PM - 9:00 PM</p> <p>9:00 PM - 10:00 PM</p> <p>10:00 PM - 11:00 PM</p> <p>11:00 PM - 12:00 AM</p>

## Baltimore City

Lower Jones Falls Interc--- N Charles & W Lafayette - SSO Pipe Ht: 20.38" - Int Pipe Ht: 18.38"

Lower Jones Falls Interc--- N Charles & W Lafayette - SSO Pipe Ht: 20.38" - Int Pipe Ht: 18.38"

[illegible]

City of Baltimore Wet Weather Compliance Program

SSO\_154\_CHARLES\_OF from 06/01/2025 to 08/31/2025

Lower Jones Falls Interc--- N Charles & W Lafayette - SSO Pipe Ht: 20.38" - Int Pipe Ht: 18.38"

Sunday	Monday	Tuesday	Wednesday	Thursday	Friday	Saturday
6/15/2025	6/16/2025	6/17/2025	6/18/2025	6/19/2025	6/20/2025	6/21/2025
Hour Dep Vel Flow Rain	Hour Dep Vel Flow Rain	Hour Dep Vel Flow Rain	Hour Dep Vel Flow Rain	Hour Dep Vel Flow Rain	Hour Dep Vel Flow Rain	Hour Dep Vel Flow Rain
0:00 0.0 0.0 0.000 0.02	0:00 0.0 0.0 0.000 0.19	0:00 0.0 0.0 0.000 0.01	0:00 0.0 0.0 0.000 0.03	0:00 0.0 0.0 0.000 0.00	0:00 0.0 0.0 0.000 0.00	0:00 0.0 0.0 0.000 0.00
1:00 0.0 0.0 0.000 0.03	1:00 0.0 0.0 0.000 0.24	1:00 0.0 0.0 0.000 0.00	1:00 0.0 0.0 0.000 0.00	1:00 0.0 0.0 0.000 0.00	1:00 0.0 0.0 0.000 0.00	1:00 0.0 0.0 0.000 0.00
2:00 0.0 0.0 0.000 0.00	2:00 0.0 0.0 0.000 0.01	2:00 0.0 0.0 0.000 0.01	2:00 0.0 0.0 0.000 0.05	2:00 0.0 0.0 0.000 0.00	2:00 0.0 0.0 0.000 0.00	2:00 0.0 0.0 0.000 0.00
3:00 0.0 0.0 0.000 0.01	3:00 0.0 0.0 0.000 0.00	3:00 0.0 0.0 0.000 0.00	3:00 0.0 0.0 0.000 0.30	3:00 0.0 0.0 0.000 0.00	3:00 0.0 0.0 0.000 0.00	3:00 0.0 0.0 0.000 0.00
4:00 0.0 0.0 0.000 0.01	4:00 0.0 0.0 0.000 0.01	4:00 0.0 0.0 0.000 0.00	4:00 0.0 0.0 0.000 0.00	4:00 0.0 0.0 0.000 0.00	4:00 0.0 0.0 0.000 0.00	4:00 0.0 0.0 0.000 0.00
5:00 0.0 0.0 0.000 0.00	5:00 0.0 0.0 0.000 0.00	5:00 0.0 0.0 0.000 0.00	5:00 0.0 0.0 0.000 0.00	5:00 0.0 0.0 0.000 0.00	5:00 0.0 0.0 0.000 0.00	5:00 0.0 0.0 0.000 0.00
6:00 0.0 0.0 0.000 0.00	6:00 0.0 0.0 0.000 0.00	6:00 0.0 0.0 0.000 0.00	6:00 0.0 0.0 0.000 0.00	6:00 0.0 0.0 0.000 0.00	6:00 0.0 0.0 0.000 0.00	6:00 0.0 0.0 0.000 0.00
7:00 0.0 0.0 0.000 0.00	7:00 0.0 0.0 0.000 0.00	7:00 0.0 0.0 0.000 0.00	7:00 0.0 0.0 0.000 0.00	7:00 0.0 0.0 0.000 0.00	7:00 0.0 0.0 0.000 0.00	7:00 0.0 0.0 0.000 0.00
8:00 0.0 0.0 0.000 0.01	8:00 0.0 0.0 0.000 0.00	8:00 0.0 0.0 0.000 0.00	8:00 0.0 0.0 0.000 0.00	8:00 0.0 0.0 0.000 0.00	8:00 0.0 0.0 0.000 0.00	8:00 0.0 0.0 0.000 0.00
9:00 0.0 0.0 0.000 0.00	9:00 0.0 0.0 0.000 0.01	9:00 0.0 0.0 0.000 0.00	9:00 0.0 0.0 0.000 0.00	9:00 0.0 0.0 0.000 0.00	9:00 0.0 0.0 0.000 0.00	9:00 0.0 0.0 0.000 0.00
10:00 0.0 0.0 0.000 0.00	10:00 0.0 0.0 0.000 0.02	10:00 0.0 0.0 0.000 0.00	10:00 0.0 0.0 0.000 0.00	10:00 0.0 0.0 0.000 0.00	10:00 0.0 0.0 0.000 0.00	10:00 0.0 0.0 0.000 0.00
11:00 0.0 0.0 0.000 0.00	11:00 0.0 0.0 0.000 0.00	11:00 0.0 0.0 0.000 0.00	11:00 0.0 0.0 0.000 0.00	11:00 0.0 0.0 0.000 0.00	11:00 0.0 0.0 0.000 0.00	11:00 0.0 0.0 0.000 0.00
12:00 0.0 0.0 0.000 0.00	12:00 0.0 0.0 0.000 0.03	12:00 0.0 0.0 0.000 0.00	12:00 0.0 0.0 0.000 0.00	12:00 0.0 0.0 0.000 0.00	12:00 0.0 0.0 0.000 0.00	12:00 0.0 0.0 0.000 0.00
13:00 0.0 0.0 0.000 0.00	13:00 0.0 0.0 0.000 0.18	13:00 0.0 0.0 0.000 0.00	13:00 0.0 0.0 0.000 0.00	13:00 0.0 0.0 0.000 0.00	13:00 0.0 0.0 0.000 0.00	13:00 0.0 0.0 0.000 0.00
14:00 0.0 0.0 0.000 0.00	14:00 0.0 0.0 0.000 0.27	14:00 0.0 0.0 0.000 0.00	14:00 0.0 0.0 0.000 0.10	14:00 0.0 0.0 0.000 0.00	14:00 0.0 0.0 0.000 0.00	14:00 0.0 0.0 0.000 0.00
15:00 0.0 0.0 0.000 0.01	15:00 0.0 0.0 0.000 0.02	15:00 0.0 0.0 0.000 0.00	15:00 0.0 0.0 0.000 0.02	15:00 0.0 0.0 0.000 0.00	15:00 0.0 0.0 0.000 0.00	15:00 0.0 0.0 0.000 0.00
16:00 0.0 0.0 0.000 0.00	16:00 0.0 0.0 0.000 0.00	16:00 0.0 0.0 0.000 0.00	16:00 0.0 0.0 0.000 0.00	16:00 0.0 0.0 0.000 0.45	16:00 0.0 0.0 0.000 0.00	16:00 0.0 0.0 0.000 0.00
17:00 0.0 0.0 0.000 0.00	17:00 0.0 0.0 0.000 0.01	17:00 0.0 0.0 0.000 0.00	17:00 0.0 0.0 0.000 0.00	17:00 0.0 0.0 0.000 0.10	17:00 0.0 0.0 0.000 0.00	17:00 0.0 0.0 0.000 0.00
18:00 0.0 0.0 0.000 0.00	18:00 0.0 0.0 0.000 0.00	18:00 0.0 0.0 0.000 0.00	18:00 0.0 0.0 0.000 0.00	18:00 0.0 0.0 0.000 0.00	18:00 0.0 0.0 0.000 0.00	18:00 0.0 0.0 0.000 0.00
19:00 0.0 0.0 0.000 0.00	19:00 0.0 0.0 0.000 0.00	19:00 0.0 0.0 0.000 0.00	19:00 0.0 0.0 0.000 0.00	19:00 0.0 0.0 0.000 0.00	19:00 0.0 0.0 0.000 0.00	19:00 0.0 0.0 0.000 0.00
20:00 0.0 0.0 0.000 0.00	20:00 0.0 0.0 0.000 0.01	20:00 0.0 0.0 0.000 0.00	20:00 0.0 0.0 0.000 0.00	20:00 0.0 0.0 0.000 0.00	20:00 0.0 0.0 0.000 0.00	20:00 0.0 0.0 0.000 0.00
21:00 0.0 0.0 0.000 0.00	21:00 0.0 0.0 0.000 0.00	21:00 0.0 0.0 0.000 0.00	21:00 0.0 0.0 0.000 0.00	21:00 0.0 0.0 0.000 0.00	21:00 0.0 0.0 0.000 0.00	21:00 0.0 0.0 0.000 0.00
22:00 0.0 0.0 0.000 0.12	22:00 0.0 0.0 0.000 0.01	22:00 0.0 0.0 0.000 0.00	22:00 0.0 0.0 0.000 0.00	22:00 0.0 0.0 0.000 0.00	22:00 0.0 0.0 0.000 0.00	22:00 0.0 0.0 0.000 0.00
23:00 0.0 0.0 0.000 0.01	23:00 0.0 0.0 0.000 0.00	23:00 0.0 0.0 0.000 0.00	23:00 0.0 0.0 0.000 0.00	23:00 0.0 0.0 0.000 0.00	23:00 0.0 0.0 0.000 0.00	23:00 0.0 0.0 0.000 0.00
Total 0.000 0.22	Total 0.000 1.01	Total 0.000 0.02	Total 0.000 0.50	Total 0.000 0.55	Total 0.000 0.00	Total 0.000 0.00
Average 0.0 0.0 0.000	Average 0.0 0.0 0.000	Average 0.0 0.0 0.000	Average 0.0 0.0 0.000	Average 0.0 0.0 0.000	Average 0.0 0.0 0.000	Average 0.0 0.0 0.000
Min Value 0.0 0.0 0.000	Min Value 0.0 0.0 0.000	Min Value 0.0 0.0 0.000	Min Value 0.0 0.0 0.000	Min Value 0.0 0.0 0.000	Min Value 0.0 0.0 0.000	Min Value 0.0 0.0 0.000
Max Value 0.0 0.0 0.000	Max Value 0.0 0.0 0.000	Max Value 0.0 0.0 0.000	Max Value 0.0 0.0 0.000	Max Value 0.0 0.0 0.000	Max Value 0.0 0.0 0.000	Max Value 0.0 0.0 0.000

Lower Jones Falls Interc--- N Charles & W Lafayette - SSO Pipe Ht: 20.38" - Int Pipe Ht: 18.38"

Lower Jones Falls Interc--- N Charles & W Lafayette - SSO Pipe Ht: 20.38" - Int Pipe Ht: 18.38"

[illegible]

Lower Jones Falls Interc--- N Charles & W Lafayette - SSO Pipe Ht: 20.38" - Int Pipe Ht: 18.38"

Lower Jones Falls Interc--- N Charles & W Lafayette - SSO Pipe Ht: 20.38" - Int Pipe Ht: 18.38"

[illegible]

Lower Jones Falls Interc--- N Charles & W Lafayette - SSO Pipe Ht: 20.38" - Int Pipe Ht: 18.38"

Lower Jones Falls Interc--- N Charles & W Lafayette - SSO Pipe Ht: 20.38" - Int Pipe Ht: 18.38"

[illegible]

Lower Jones Falls Interc--- N Charles & W Lafayette - SSO Pipe Ht: 20.38" - Int Pipe Ht: 18.38"

Lower Jones Falls Interc--- N Charles & W Lafayette - SSO Pipe Ht: 20.38" - Int Pipe Ht: 18.38"

Sunday					Monday					Tuesday					Wednesday					Thursday					Friday					Saturday				
7/13/2025					7/14/2025					7/15/2025					7/16/2025					7/17/2025					7/18/2025					7/19/2025				
Hour	Dep	Vel	Flow	Rain	Hour	Dep	Vel	Flow	Rain	Hour	Dep	Vel	Flow	Rain	Hour	Dep	Vel	Flow	Rain	Hour	Dep	Vel	Flow	Rain	Hour	Dep	Vel	Flow	Rain	Hour	Dep	Vel	Flow	Rain
0:00	0.0	0.0	0.000	0.00	0:00	0.0	0.0	0.000	0.00	0:00	0.0	0.0	0.000	0.00	0:00	0.0	0.0	0.000	0.00	0:00	0.0	0.0	0.000	0.01	0:00	0.0	0.0	0.000	0.00	0:00	0.0	0.0	0.000	0.13
1:00	0.0	0.0	0.000	0.00	1:00	0.0	0.0	0.000	0.00	1:00	0.0	0.0	0.000	0.00	1:00	0.0	0.0	0.000	0.00	1:00	0.0	0.0	0.000	0.00	1:00	0.0	0.0	0.000	0.00	1:00	0.0	0.0	0.000	0.00
2:00	0.0	0.0	0.000	0.00	2:00	0.0	0.0	0.000	0.00	2:00	0.0	0.0	0.000	0.00	2:00	0.0	0.0	0.000	0.00	2:00	0.0	0.0	0.000	0.00	2:00	0.0	0.0	0.000	0.00	2:00	0.0	0.0	0.000	0.00
3:00	0.0	0.0	0.000	0.00	3:00	0.0	0.0	0.000	0.00	3:00	0.0	0.0	0.000	0.00	3:00	0.0	0.0	0.000	0.00	3:00	0.0	0.0	0.000	0.00	3:00	0.0	0.0	0.000	0.00	3:00	0.0	0.0	0.000	0.00
4:00	0.0	0.0	0.000	0.00	4:00	0.0	0.0	0.000	0.00	4:00	0.0	0.0	0.000	0.00	4:00	0.0	0.0	0.000	0.00	4:00	0.0	0.0	0.000	0.00	4:00	0.0	0.0	0.000	0.00	4:00	0.0	0.0	0.000	0.00
5:00	0.0	0.0	0.000	0.00	5:00	0.0	0.0	0.000	0.00	5:00	0.0	0.0	0.000	0.00	5:00	0.0	0.0	0.000	0.00	5:00	0.0	0.0	0.000	0.00	5:00	0.0	0.0	0.000	0.00	5:00	0.0	0.0	0.000	0.00
6:00	0.0	0.0	0.000	0.00	6:00	0.0	0.0	0.000	0.00	6:00	0.0	0.0	0.000	0.00	6:00	0.0	0.0	0.000	0.00	6:00	0.0	0.0	0.000	0.00	6:00	0.0	0.0	0.000	0.00	6:00	0.0	0.0	0.000	0.01
7:00	0.0	0.0	0.000	0.00	7:00	0.0	0.0	0.000	0.00	7:00	0.0	0.0	0.000	0.00	7:00	0.0	0.0	0.000	0.00	7:00	0.0	0.0	0.000	0.00	7:00	0.0	0.0	0.000	0.00	7:00	0.0	0.0	0.000	0.00
8:00	0.0	0.0	0.000	0.00	8:00	0.0	0.0	0.000	0.00	8:00	0.0	0.0	0.000	0.00	8:00	0.0	0.0	0.000	0.00	8:00	0.0	0.0	0.000	0.00	8:00	0.0	0.0	0.000	0.00	8:00	0.0	0.0	0.000	0.00
9:00	0.0	0.0	0.000	0.00	9:00	0.0	0.0	0.000	0.00	9:00	0.0	0.0	0.000	0.00	9:00	0.0	0.0	0.000	0.00	9:00	0.0	0.0	0.000	0.00	9:00	0.0	0.0	0.000	0.00	9:00	0.0	0.0	0.000	0.00
10:00	0.0	0.0	0.000	0.00	10:00	0.0	0.0	0.000	0.00	10:00	0.0	0.0	0.000	0.00	10:00	0.0	0.0	0.000	0.00	10:00	0.0	0.0	0.000	0.00	10:00	0.0	0.0	0.000	0.00	10:00	0.0	0.0	0.000	0.00
11:00	0.0	0.0	0.000	0.00	11:00	0.0	0.0	0.000	0.00	11:00	0.0	0.0	0.000	0.00	11:00	0.0	0.0	0.000	0.00	11:00	0.0	0.0	0.000	0.00	11:00	0.0	0.0	0.000	0.00	11:00	0.0	0.0	0.000	0.00
12:00	0.0	0.0	0.000	0.00	12:00	0.0	0.0	0.000	0.00	12:00	0.0	0.0	0.000	0.00	12:00	0.0	0.0	0.000	0.00	12:00	0.0	0.0	0.000	0.00	12:00	0.0	0.0	0.000	0.00	12:00	0.0	0.0	0.000	0.00
13:00	0.0	0.0	0.000	0.00	13:00	0.0	0.0	0.000	0.00	13:00	0.0	0.0	0.000	0.00	13:00	0.0	0.0	0.000	0.00	13:00	0.0	0.0	0.000	0.00	13:00	0.0	0.0	0.000	0.00	13:00	0.0	0.0	0.000	0.00
14:00	0.0	0.0	0.000	0.06	14:00	0.0	0.0	0.000	0.24	14:00	0.0	0.0	0.000	0.00	14:00	0.0	0.0	0.000	0.00	14:00	0.0	0.0	0.000	0.00	14:00	0.0	0.0	0.000	0.00	14:00	0.0	0.0	0.000	0.00
15:00	0.0	0.0	0.000	0.00	15:00	0.0	0.0	0.000	0.00	15:00	0.0	0.0	0.000	0.00	15:00	0.0	0.0	0.000	0.00	15:00	0.0	0.0	0.000	0.00	15:00	0.0	0.0	0.000	0.00	15:00	0.0	0.0	0.000	0.00
16:00	0.0	0.0	0.000	0.00	16:00	0.0	0.0	0.000	0.00	16:00	0.0	0.0	0.000	0.00	16:00	0.0	0.0	0.000	0.00	16:00	0.0	0.0	0.000	0.00	16:00	0.0	0.0	0.000	0.00	16:00	0.0	0.0	0.000	0.00
17:00	0.0	0.0	0.000	0.00	17:00	0.0	0.0	0.000	0.00	17:00	0.0	0.0	0.000	0.00	17:00	0.0	0.0	0.000	0.00	17:00	0.0	0.0	0.000	0.00	17:00	0.0	0.0	0.000	0.00	17:00	0.0	0.0	0.000	0.00
18:00	0.0	0.0	0.000	0.00	18:00	0.0	0.0	0.000	1.11	18:00	0.0	0.0	0.000	0.00	18:00	0.0	0.0	0.000	0.00	18:00	0.0	0.0	0.000	0.00	18:00	0.0	0.0	0.000	0.00	18:00	0.0	0.0	0.000	0.00
19:00	0.0	0.0	0.000	0.00	19:00	0.0	0.0	0.000	0.01	19:00	0.0	0.0	0.000	0.00	19:00	0.0	0.0	0.000	0.00	19:00	0.0	0.0	0.000	0.00	19:00	0.0	0.0	0.000	0.00	19:00	0.0	0.0	0.000	0.10
20:00	0.0	0.0	0.000	0.00	20:00	0.0	0.0	0.000	0.00	20:00	0.0	0.0	0.000	0.00	20:00	0.0	0.0	0.000	0.00	20:00	0.0	0.0	0.000	0.00	20:00	0.0	0.0	0.000	0.00	20:00	0.0	0.0	0.000	0.04
21:00	0.0	0.0	0.000	0.00	21:00	0.0	0.0	0.000	0.00	21:00	0.0	0.0	0.000	0.00	21:00	0.0	0.0	0.000	0.35	21:00	0.0	0.0	0.000	0.00	21:00	0.0	0.0	0.000	0.00	21:00	0.0	0.0	0.000	0.00
22:00	0.0	0.0	0.000	0.00	22:00	0.0	0.0	0.000	0.00	22:00	0.0	0.0	0.000	0.00	22:00	0.0	0.0	0.000	0.11	22:00	0.0	0.0	0.000	0.00	22:00	0.0	0.0	0.000	0.00	22:00	0.0	0.0	0.000	0.00
23:00	0.0	0.0	0.000	0.00	23:00	0.0	0.0	0.000	0.00	23:00	0.0	0.0	0.000	0.00	23:00	0.0	0.0	0.000	0.01	23:00	0.0	0.0	0.000	0.00	23:00	0.0	0.0	0.000	0.10	23:00	0.0	0.0	0.000	0.00
Total			0.000 0.06		Total			0.000 1.36		Total			0.000 0.00		Total			0.000 0.47		Total			0.000 0.01		Total			0.000 0.10		Total			0.000 0.28	
Average			0.0 0.0 0.000		Average			0.0 0.0 0.000		Average			0.0 0.0 0.000		Average			0.0 0.0 0.000		Average			0.0 0.0 0.000		Average			0.0 0.0 0.000		Average			0.0 0.0 0.000	
Min Value			0.0 0.0 0.000		Min Value			0.0 0.0 0.000		Min Value			0.0 0.0 0.000		Min Value			0.0 0.0 0.000		Min Value			0.0 0.0 0.000		Min Value			0.0 0.0 0.000		Min Value			0.0 0.0 0.000	
Max Value			0.0 0.0 0.000		Max Value			0.0 0.0 0.000		Max Value			0.0 0.0 0.000		Max Value			0.0 0.0 0.000		Max Value			0.0 0.0 0.000		Max Value			0.0 0.0 0.000		Max Value			0.0 0.0 0.000	



Lower Jones Falls Interc--- N Charles & W Lafayette - SSO Pipe Ht: 20.38" - Int Pipe Ht: 18.38"

[illegible]

Lower Jones Falls Interc--- N Charles & W Lafayette - SSO Pipe Ht: 20.38" - Int Pipe Ht: 18.38"

Lower Jones Falls Interc--- N Charles & W Lafayette - SSO Pipe Ht: 20.38" - Int Pipe Ht: 18.38"

Sunday					Monday					Tuesday					Wednesday					Thursday					Friday					Saturday				
7/27/2025					7/28/2025					7/29/2025					7/30/2025					7/31/2025					8/1/2025					8/2/2025				
Hour	Dep	Vel	Flow	Rain	Hour	Dep	Vel	Flow	Rain	Hour	Dep	Vel	Flow	Rain	Hour	Dep	Vel	Flow	Rain	Hour	Dep	Vel	Flow	Rain	Hour	Dep	Vel	Flow	Rain	Hour	Dep	Vel	Flow	Rain
0:00	0.0	0.0	0.000	0.00	0:00	0.0	0.0	0.000	0.00	0:00	0.0	0.0	0.000	0.00	0:00	0.0	0.0	0.000	0.00	0:00	0.0	0.0	0.000	0.00	0:00	0.0	0.0	0.000	0.00	0:00	0.0	0.0	0.000	0.00
1:00	0.0	0.0	0.000	0.03	1:00	0.0	0.0	0.000	0.00	1:00	0.0	0.0	0.000	0.00	1:00	0.0	0.0	0.000	0.00	1:00	0.0	0.0	0.000	0.00	1:00	0.0	0.0	0.000	0.00	1:00	0.0	0.0	0.000	0.00
2:00	0.0	0.0	0.000	0.23	2:00	0.0	0.0	0.000	0.00	2:00	0.0	0.0	0.000	0.00	2:00	0.0	0.0	0.000	0.00	2:00	0.0	0.0	0.000	0.00	2:00	0.0	0.0	0.000	0.00	2:00	0.0	0.0	0.000	0.00
3:00	0.0	0.0	0.000	0.00	3:00	0.0	0.0	0.000	0.00	3:00	0.0	0.0	0.000	0.00	3:00	0.0	0.0	0.000	0.00	3:00	0.0	0.0	0.000	0.00	3:00	0.0	0.0	0.000	0.00	3:00	0.0	0.0	0.000	0.00
4:00	0.0	0.0	0.000	0.00	4:00	0.0	0.0	0.000	0.00	4:00	0.0	0.0	0.000	0.00	4:00	0.0	0.0	0.000	0.00	4:00	0.0	0.0	0.000	0.00	4:00	0.0	0.0	0.000	0.00	4:00	0.0	0.0	0.000	0.00
5:00	0.0	0.0	0.000	0.00	5:00	0.0	0.0	0.000	0.00	5:00	0.0	0.0	0.000	0.00	5:00	0.0	0.0	0.000	0.00	5:00	0.0	0.0	0.000	0.00	5:00	0.0	0.0	0.000	0.00	5:00	0.0	0.0	0.000	0.00
6:00	0.0	0.0	0.000	0.00	6:00	0.0	0.0	0.000	0.00	6:00	0.0	0.0	0.000	0.00	6:00	0.0	0.0	0.000	0.00	6:00	0.0	0.0	0.000	0.00	6:00	0.0	0.0	0.000	0.00	6:00	0.0	0.0	0.000	0.00
7:00	0.0	0.0	0.000	0.00	7:00	0.0	0.0	0.000	0.00	7:00	0.0	0.0	0.000	0.00	7:00	0.0	0.0	0.000	0.00	7:00	0.0	0.0	0.000	0.00	7:00	0.0	0.0	0.000	0.00	7:00	0.0	0.0	0.000	0.00
8:00	0.0	0.0	0.000	0.00	8:00	0.0	0.0	0.000	0.00	8:00	0.0	0.0	0.000	0.00	8:00	0.0	0.0	0.000	0.00	8:00	0.0	0.0	0.000	0.00	8:00	0.0	0.0	0.000	0.00	8:00	0.0	0.0	0.000	0.00
9:00	0.0	0.0	0.000	0.00	9:00	0.0	0.0	0.000	0.00	9:00	0.0	0.0	0.000	0.00	9:00	0.0	0.0	0.000	0.00	9:00	0.0	0.0	0.000	0.00	9:00	0.0	0.0	0.000	0.00	9:00	0.0	0.0	0.000	0.00
10:00	0.0	0.0	0.000	0.00	10:00	0.0	0.0	0.000	0.00	10:00	0.0	0.0	0.000	0.00	10:00	0.0	0.0	0.000	0.00	10:00	0.0	0.0	0.000	0.00	10:00	0.0	0.0	0.000	0.00	10:00	0.0	0.0	0.000	0.00
11:00	0.0	0.0	0.000	0.00	11:00	0.0	0.0	0.000	0.00	11:00	0.0	0.0	0.000	0.00	11:00	0.0	0.0	0.000	0.00	11:00	0.0	0.0	0.000	0.00	11:00	0.0	0.0	0.000	0.00	11:00	0.0	0.0	0.000	0.00
12:00	0.0	0.0	0.000	0.00	12:00	0.0	0.0	0.000	0.00	12:00	0.0	0.0	0.000	0.00	12:00	0.0	0.0	0.000	0.00	12:00	0.0	0.0	0.000	0.00	12:00	0.0	0.0	0.000	0.00	12:00	0.0	0.0	0.000	0.00
13:00	0.0	0.0	0.000	0.00	13:00	0.0	0.0	0.000	0.00	13:00	0.0	0.0	0.000	0.00	13:00	0.0	0.0	0.000	0.00	13:00	0.0	0.0	0.000	0.00	13:00	0.0	0.0	0.000	0.00	13:00	0.0	0.0	0.000	0.00
14:00	0.0	0.0	0.000	0.00	14:00	0.0	0.0	0.000	0.00	14:00	0.0	0.0	0.000	0.00	14:00	0.0	0.0	0.000	0.00	14:00	0.0	0.0	0.000	0.00	14:00	0.0	0.0	0.000	0.00	14:00	0.0	0.0	0.000	0.00
15:00	0.0	0.0	0.000	0.00	15:00	0.0	0.0	0.000	0.00	15:00	0.0	0.0	0.000	0.00	15:00	0.0	0.0	0.000	0.00	15:00	0.0	0.0	0.000	0.00	15:00	0.0	0.0	0.000	0.00	15:00	0.0	0.0	0.000	0.00
16:00	0.0	0.0	0.000	0.05	16:00	0.0	0.0	0.000	0.00	16:00	0.0	0.0	0.000	0.00	16:00	0.0	0.0	0.000	0.00	16:00	0.0	0.0	0.000	0.00	16:00	0.0	0.0	0.000	0.00	16:00	0.0	0.0	0.000	0.00
17:00	0.0	0.0	0.000	0.01	17:00	0.0	0.0	0.000	0.00	17:00	0.0	0.0	0.000	0.00	17:00	0.0	0.0	0.000	0.00	17:00	0.0	0.0	0.000	1.06	17:00	0.0	0.0	0.000	0.00	17:00	0.0	0.0	0.000	0.00
18:00	0.0	0.0	0.000	0.00	18:00	0.0	0.0	0.000	0.00	18:00	0.0	0.0	0.000	0.00	18:00	0.0	0.0	0.000	0.00	18:00	0.0	0.0	0.000	0.07	18:00	0.0	0.0	0.000	0.00	18:00	0.0	0.0	0.000	0.00
19:00	0.0	0.0	0.000	0.00	19:00	0.0	0.0	0.000	0.00	19:00	0.0	0.0	0.000	0.00	19:00	0.0	0.0	0.000	0.00	19:00	0.0	0.0	0.000	0.04	19:00	0.0	0.0	0.000	0.00	19:00	0.0	0.0	0.000	0.00
20:00	0.0	0.0	0.000	0.00	20:00	0.0	0.0	0.000	0.00	20:00	0.0	0.0	0.000	0.00	20:00	0.0	0.0	0.000	0.00	20:00	0.0	0.0	0.000	0.00	20:00	0.0	0.0	0.000	0.00	20:00	0.0	0.0	0.000	0.00
21:00	0.0	0.0	0.000	0.00	21:00	0.0	0.0	0.000	0.00	21:00	0.0	0.0	0.000	0.00	21:00	0.0	0.0	0.000	0.00	21:00	0.0	0.0	0.000	0.00	21:00	0.0	0.0	0.000	0.00	21:00	0.0	0.0	0.000	0.00
22:00	0.0	0.0	0.000	0.00	22:00	0.0	0.0	0.000	0.00	22:00	0.0	0.0	0.000	0.00	22:00	0.0	0.0	0.000	0.00	22:00	0.0	0.0	0.000	0.00	22:00	0.0	0.0	0.000	0.00	22:00	0.0	0.0	0.000	0.00
23:00	0.0	0.0	0.000	0.00	23:00	0.0	0.0	0.000	0.00	23:00	0.0	0.0	0.000	0.00	23:00	0.0	0.0	0.000	0.00	23:00	0.0	0.0	0.000	0.00	23:00	0.0	0.0	0.000	0.00	23:00	0.0	0.0	0.000	0.00
Total			0.000	0.32	Total			0.000	0.00	Total			0.000	0.00	Total			0.000	1.17	Total			0.000	0.00	Total			0.000	0.00	Total			0.000	0.00
Average	0.0	0.0	0.000		Average	0.0	0.0	0.000		Average	0.0	0.0	0.000		Average	0.0	0.0	0.000		Average	0.0	0.0	0.000		Average	0.0	0.0	0.000		Average	0.0	0.0	0.000	
Min Value	0.0	0.0	0.000		Min Value	0.0	0.0	0.000		Min Value	0.0	0.0	0.000		Min Value	0.0	0.0	0.000		Min Value	0.0	0.0	0.000		Min Value	0.0	0.0	0.000		Min Value	0.0	0.0	0.000	
Max Value	0.0	0.0	0.000		Max Value	0.0	0.0	0.000		Max Value	0.0	0.0	0.000		Max Value	0.0	0.0	0.000		Max Value	0.0	0.0	0.000		Max Value	0.0	0.0	0.000		Max Value	0.0	0.0	0.000	

Lower Jones Falls Interc--- N Charles & W Lafayette - SSO Pipe Ht: 20.38" - Int Pipe Ht: 18.38"

Lower Jones Falls Interc--- N Charles & W Lafayette - SSO Pipe Ht: 20.38" - Int Pipe Ht: 18.38"

[illegible]

Lower Jones Falls Interc--- N Charles & W Lafayette - SSO Pipe Ht: 20.38" - Int Pipe Ht: 18.38"

[illegible]

Lower Jones Falls Interc--- N Charles & W Lafayette - SSO Pipe Ht: 20.38" - Int Pipe Ht: 18.38"

Lower Jones Falls Interc--- N Charles & W Lafayette - SSO Pipe Ht: 20.38" - Int Pipe Ht: 18.38"

Sunday					Monday					Tuesday					Wednesday					Thursday					Friday					Saturday				
8/17/2025					8/18/2025					8/19/2025					8/20/2025					8/21/2025					8/22/2025					8/23/2025				
Hour	Dep	Vel	Flow	Rain	Hour	Dep	Vel	Flow	Rain	Hour	Dep	Vel	Flow	Rain	Hour	Dep	Vel	Flow	Rain	Hour	Dep	Vel	Flow	Rain	Hour	Dep	Vel	Flow	Rain	Hour	Dep	Vel	Flow	Rain
0:00	0.0	0.0	0.000	0.00	0:00	0.0	0.0	0.000	0.00	0:00	0.0	0.0	0.000	0.00	0:00	0.0	0.0	0.000	0.00	0:00	0.0	0.0	0.000	0.00	0:00	0.0	0.0	0.000	0.00	0:00	0.0	0.0	0.000	0.00
1:00	0.0	0.0	0.000	0.00	1:00	0.0	0.0	0.000	0.00	1:00	0.0	0.0	0.000	0.00	1:00	0.0	0.0	0.000	0.00	1:00	0.0	0.0	0.000	0.00	1:00	0.0	0.0	0.000	0.00	1:00	0.0	0.0	0.000	0.00
2:00	0.0	0.0	0.000	0.00	2:00	0.0	0.0	0.000	0.00	2:00	0.0	0.0	0.000	0.00	2:00	0.0	0.0	0.000	0.03	2:00	0.0	0.0	0.000	0.00	2:00	0.0	0.0	0.000	0.00	2:00	0.0	0.0	0.000	0.00
3:00	0.0	0.0	0.000	0.00	3:00	0.0	0.0	0.000	0.00	3:00	0.0	0.0	0.000	0.00	3:00	0.0	0.0	0.000	0.00	3:00	0.0	0.0	0.000	0.00	3:00	0.0	0.0	0.000	0.00	3:00	0.0	0.0	0.000	0.00
4:00	0.0	0.0	0.000	0.00	4:00	0.0	0.0	0.000	0.00	4:00	0.0	0.0	0.000	0.00	4:00	0.0	0.0	0.000	0.01	4:00	0.0	0.0	0.000	0.00	4:00	0.0	0.0	0.000	0.00	4:00	0.0	0.0	0.000	0.00
5:00	0.0	0.0	0.000	0.00	5:00	0.0	0.0	0.000	0.00	5:00	0.0	0.0	0.000	0.00	5:00	0.0	0.0	0.000	0.00	5:00	0.0	0.0	0.000	0.00	5:00	0.0	0.0	0.000	0.00	5:00	0.0	0.0	0.000	0.00
6:00	0.0	0.0	0.000	0.00	6:00	0.0	0.0	0.000	0.00	6:00	0.0	0.0	0.000	0.00	6:00	0.0	0.0	0.000	0.00	6:00	0.0	0.0	0.000	0.00	6:00	0.0	0.0	0.000	0.00	6:00	0.0	0.0	0.000	0.00
7:00	0.0	0.0	0.000	0.00	7:00	0.0	0.0	0.000	0.00	7:00	0.0	0.0	0.000	0.00	7:00	0.0	0.0	0.000	0.00	7:00	0.0	0.0	0.000	0.00	7:00	0.0	0.0	0.000	0.00	7:00	0.0	0.0	0.000	0.00
8:00	0.0	0.0	0.000	0.00	8:00	0.0	0.0	0.000	0.00	8:00	0.0	0.0	0.000	0.00	8:00	0.0	0.0	0.000	0.01	8:00	0.0	0.0	0.000	0.00	8:00	0.0	0.0	0.000	0.00	8:00	0.0	0.0	0.000	0.00
9:00	0.0	0.0	0.000	0.00	9:00	0.0	0.0	0.000	0.00	9:00	0.0	0.0	0.000	0.00	9:00	0.0	0.0	0.000	0.00	9:00	0.0	0.0	0.000	0.00	9:00	0.0	0.0	0.000	0.00	9:00	0.0	0.0	0.000	0.00
10:00	0.0	0.0	0.000	0.00	10:00	0.0	0.0	0.000	0.00	10:00	0.0	0.0	0.000	0.00	10:00	0.0	0.0	0.000	0.00	10:00	0.0	0.0	0.000	0.00	10:00	0.0	0.0	0.000	0.00	10:00	0.0	0.0	0.000	0.00
11:00	0.0	0.0	0.000	0.00	11:00	0.0	0.0	0.000	0.00	11:00	0.0	0.0	0.000	0.00	11:00	0.0	0.0	0.000	0.00	11:00	0.0	0.0	0.000	0.00	11:00	0.0	0.0	0.000	0.00	11:00	0.0	0.0	0.000	0.00
12:00	0.0	0.0	0.000	0.00	12:00	0.0	0.0	0.000	0.00	12:00	0.0	0.0	0.000	0.00	12:00	0.0	0.0	0.000	0.00	12:00	0.0	0.0	0.000	0.00	12:00	0.0	0.0	0.000	0.00	12:00	0.0	0.0	0.000	0.00
13:00	0.0	0.0	0.000	0.00	13:00	0.0	0.0	0.000	0.00	13:00	0.0	0.0	0.000	0.00	13:00	0.0	0.0	0.000	0.00	13:00	0.0	0.0	0.000	0.00	13:00	0.0	0.0	0.000	0.00	13:00	0.0	0.0	0.000	0.00
14:00	0.0	0.0	0.000	0.00	14:00	0.0	0.0	0.000	0.00	14:00	0.0	0.0	0.000	0.00	14:00	0.0	0.0	0.000	0.00	14:00	0.0	0.0	0.000	0.00	14:00	0.0	0.0	0.000	0.00	14:00	0.0	0.0	0.000	0.00
15:00	0.0	0.0	0.000	0.00	15:00	0.0	0.0	0.000	0.00	15:00	0.0	0.0	0.000	0.00	15:00	0.0	0.0	0.000	0.00	15:00	0.0	0.0	0.000	0.00	15:00	0.0	0.0	0.000	0.00	15:00	0.0	0.0	0.000	0.00
16:00	0.0	0.0	0.000	0.00	16:00	0.0	0.0	0.000	0.00	16:00	0.0	0.0	0.000	0.00	16:00	0.0	0.0	0.000	0.00	16:00	0.0	0.0	0.000	0.00	16:00	0.0	0.0	0.000	0.00	16:00	0.0	0.0	0.000	0.00
17:00	0.0	0.0	0.000	0.00	17:00	0.0	0.0	0.000	0.00	17:00	0.0	0.0	0.000	0.00	17:00	0.0	0.0	0.000	0.00	17:00	0.0	0.0	0.000	0.00	17:00	0.0	0.0	0.000	0.00	17:00	0.0	0.0	0.000	0.00
18:00	0.0	0.0	0.000	0.00	18:00	0.0	0.0	0.000	0.00	18:00	0.0	0.0	0.000	0.00	18:00	0.0	0.0	0.000	0.00	18:00	0.0	0.0	0.000	0.00	18:00	0.0	0.0	0.000	0.00	18:00	0.0	0.0	0.000	0.00
19:00	0.0	0.0	0.000	0.03	19:00	0.0	0.0	0.000	0.00	19:00	0.0	0.0	0.000	0.00	19:00	0.0	0.0	0.000	0.00	19:00	0.0	0.0	0.000	0.00	19:00	0.0	0.0	0.000	0.00	19:00	0.0	0.0	0.000	0.00
20:00	0.0	0.0	0.000	0.00	20:00	0.0	0.0	0.000	0.00	20:00	0.0	0.0	0.000	0.00	20:00	0.0	0.0	0.000	0.00	20:00	0.0	0.0	0.000	0.00	20:00	0.0	0.0	0.000	0.00	20:00	0.0	0.0	0.000	0.00
21:00	0.0	0.0	0.000	0.00	21:00	0.0	0.0	0.000	0.00	21:00	0.0	0.0	0.000	0.00	21:00	0.0	0.0	0.000	0.00	21:00	0.0	0.0	0.000	0.00	21:00	0.0	0.0	0.000	0.00	21:00	0.0	0.0	0.000	0.00
22:00	0.0	0.0	0.000	0.00	22:00	0.0	0.0	0.000	0.00	22:00	0.0	0.0	0.000	0.00	22:00	0.0	0.0	0.000	0.00	22:00	0.0	0.0	0.000	0.00	22:00	0.0	0.0	0.000	0.00	22:00	0.0	0.0	0.000	0.00
23:00	0.0	0.0	0.000	0.00	23:00	0.0	0.0	0.000	0.00	23:00	0.0	0.0	0.000	0.00	23:00	0.0	0.0	0.000	0.00	23:00	0.0	0.0	0.000	0.00	23:00	0.0	0.0	0.000	0.00	23:00	0.0	0.0	0.000	0.00
Total			0.000	0.03	Total			0.000	0.00	Total			0.000	0.00	Total			0.000	0.05	Total			0.000	0.00	Total			0.000	0.00	Total			0.000	0.00
Average	0.0	0.0	0.000		Average	0.0	0.0	0.000		Average	0.0	0.0	0.000		Average	0.0	0.0	0.000		Average	0.0	0.0	0.000		Average	0.0	0.0	0.000		Average	0.0	0.0	0.000	
Min Value	0.0	0.0	0.000		Min Value	0.0	0.0	0.000		Min Value	0.0	0.0	0.000		Min Value	0.0	0.0	0.000		Min Value	0.0	0.0	0.000		Min Value	0.0	0.0	0.000		Min Value	0.0	0.0	0.000	
Max Value	0.0	0.0	0.000		Max Value	0.0	0.0	0.000		Max Value	0.0	0.0	0.000		Max Value	0.0	0.0	0.000		Max Value	0.0	0.0	0.000		Max Value	0.0	0.0	0.000		Max Value	0.0	0.0	0.000	

Lower Jones Falls Interc--- N Charles & W Lafayette - SSO Pipe Ht: 20.38" - Int Pipe Ht: 18.38"

Lower Jones Falls Interc--- N Charles & W Lafayette - SSO Pipe Ht: 20.38" - Int Pipe Ht: 18.38"

[illegible]

City of Baltimore Wet Weather Compliance Program

SSO\_154\_CHARLES\_OF from 06/01/2025 to 08/31/2025

Lower Jones Falls Interc--- N Charles & W Lafayette - SSO Pipe Ht: 20.38" - Int Pipe Ht: 18.38"

**Sunday**

**8/31/2025**

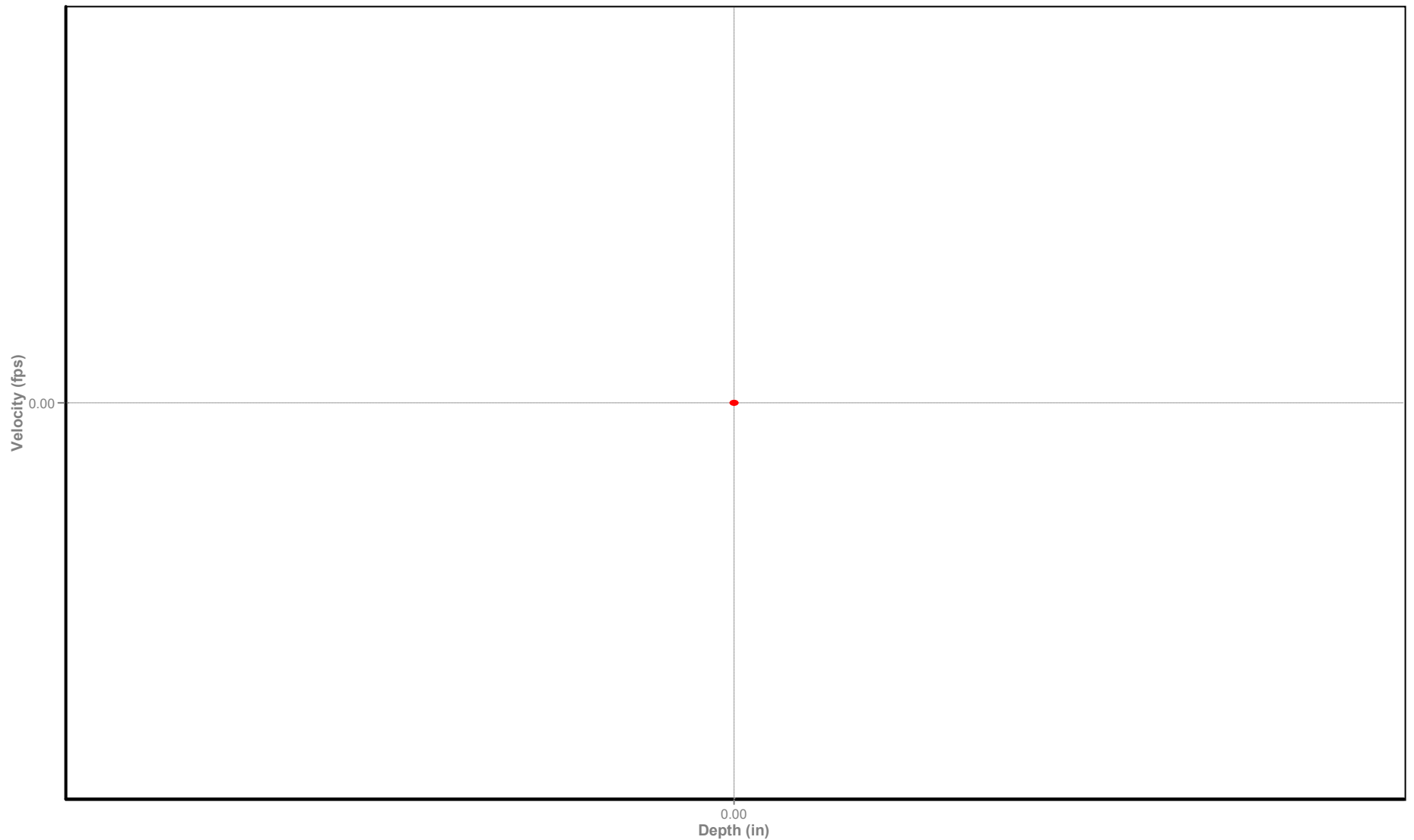
<u>Hour</u>	<u>Dep</u>	<u>Vel</u>	<u>Flow</u>	<u>Rain</u>
0:00	0.0	0.0	0.000	0.00
1:00	0.0	0.0	0.000	0.00
2:00	0.0	0.0	0.000	0.00
3:00	0.0	0.0	0.000	0.00
4:00	0.0	0.0	0.000	0.00
5:00	0.0	0.0	0.000	0.00
6:00	0.0	0.0	0.000	0.00
7:00	0.0	0.0	0.000	0.00
8:00	0.0	0.0	0.000	0.00
9:00	0.0	0.0	0.000	0.00
10:00	0.0	0.0	0.000	0.00
11:00	0.0	0.0	0.000	0.00
12:00	0.0	0.0	0.000	0.00
13:00	0.0	0.0	0.000	0.00
14:00	0.0	0.0	0.000	0.00
15:00	0.0	0.0	0.000	0.00
16:00	0.0	0.0	0.000	0.00
17:00	0.0	0.0	0.000	0.00
18:00	0.0	0.0	0.000	0.00
19:00	0.0	0.0	0.000	0.00
20:00	0.0	0.0	0.000	0.00
21:00	0.0	0.0	0.000	0.00
22:00	0.0	0.0	0.000	0.00
23:00	0.0	0.0	0.000	0.00

Total			0.000	0.00
Average	0.0	0.0	0.000	
Min Value	0.0	0.0	0.000	
Max Value	0.0	0.0	0.000	

**City of Baltimore Wet Weather Compliance Program; SSO\_154\_CHARLES (06/01/25 to 09/01/25)**

**High Level Sewershed 3200 Liberty Heights Ave SSO Pipe Ht: 15.00" -- Interc Pipe Ht: 13.00"**

☒ • Vfinal\_OF (f/s)



**Baltimore, MD**